

Predrag Jovanović and Luka Č. Popović

# **The shape of the Fe $K\alpha$ spectral line in the case of partly obscured accretion disk**

# Goals of this talk

---

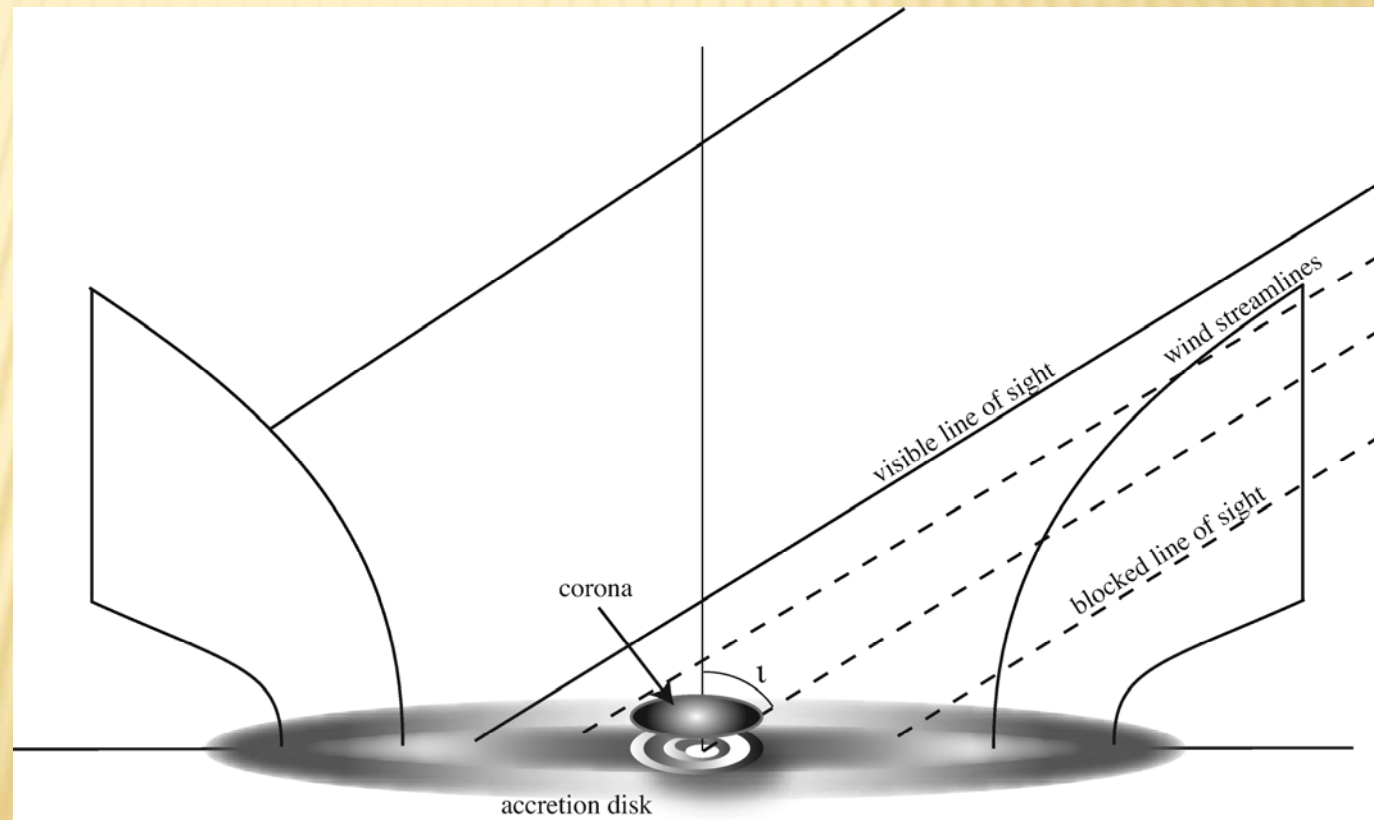
1. discussion about how much warm absorbers can change the Fe  $K\alpha$  spectral line profile emitted from a relativistic accretion disk of Active Galactic Nuclei (AGN)
2. modeling of the X-ray absorbing/obscuring region that can cause these changes and explain the P Cygni profile of the Fe  $K\alpha$  line observed in some narrow line Seyfert 1 galaxies

# Absorption by an outflowing wind of X-ray emission from relativistic accretion disk of AGN

- significant in low ionization broad absorption line (LoBAL) quasars
- presence of X-ray absorbers confirmed in gravitationally lensed Cloverleaf quasar H 1413+117 ( $z = 2.56$ )

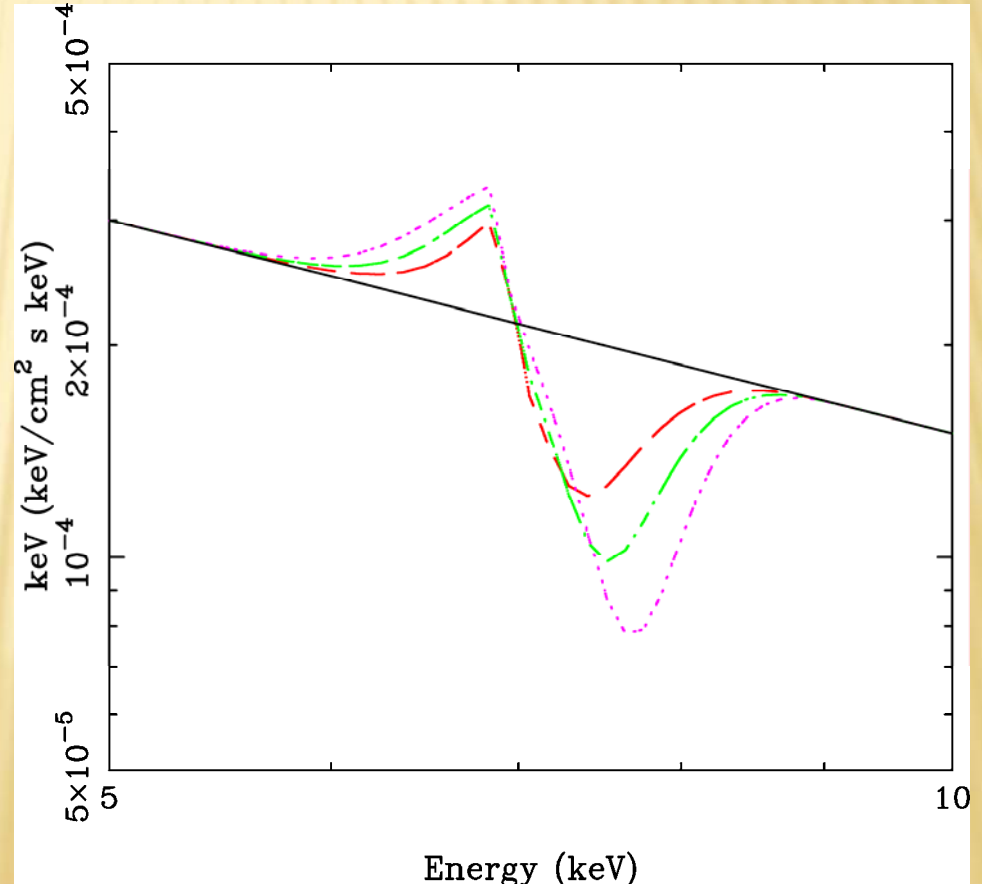
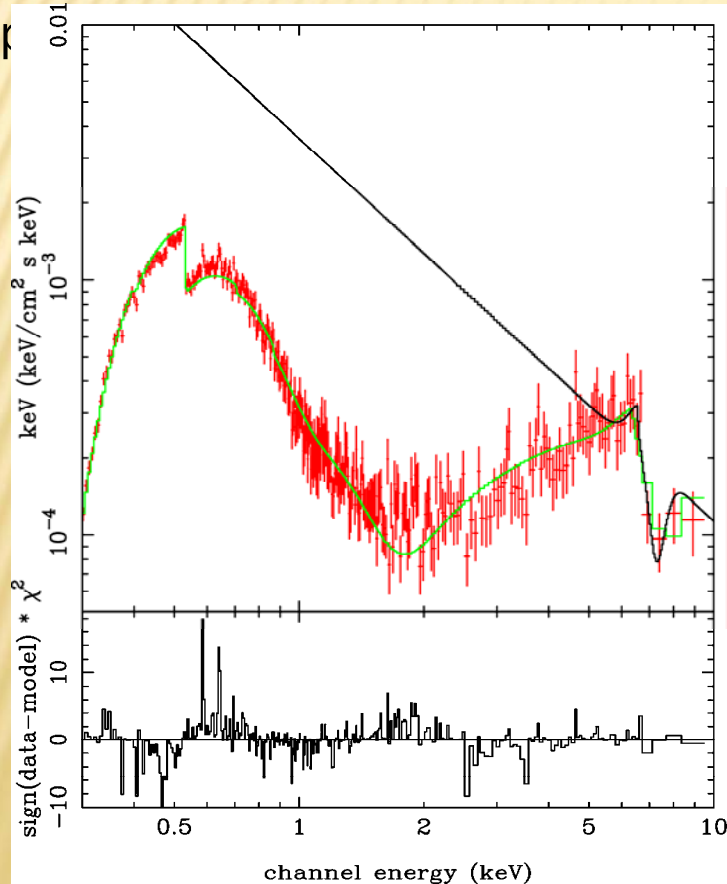
Chartas, G., Eracleous, M., Dai, X., Agol, E., Gallagher, S., 2007, *Astrophys J.*, **661**, 678.

Chartas, G., Eracleous, M., Dai, X., Agol, E., Gallagher, S., 2006, *Astron. Nachr.* **327**, 10, 1063



# P Cygni profile of the Fe K $\alpha$ line in narrow line Seyfert 1 galaxies

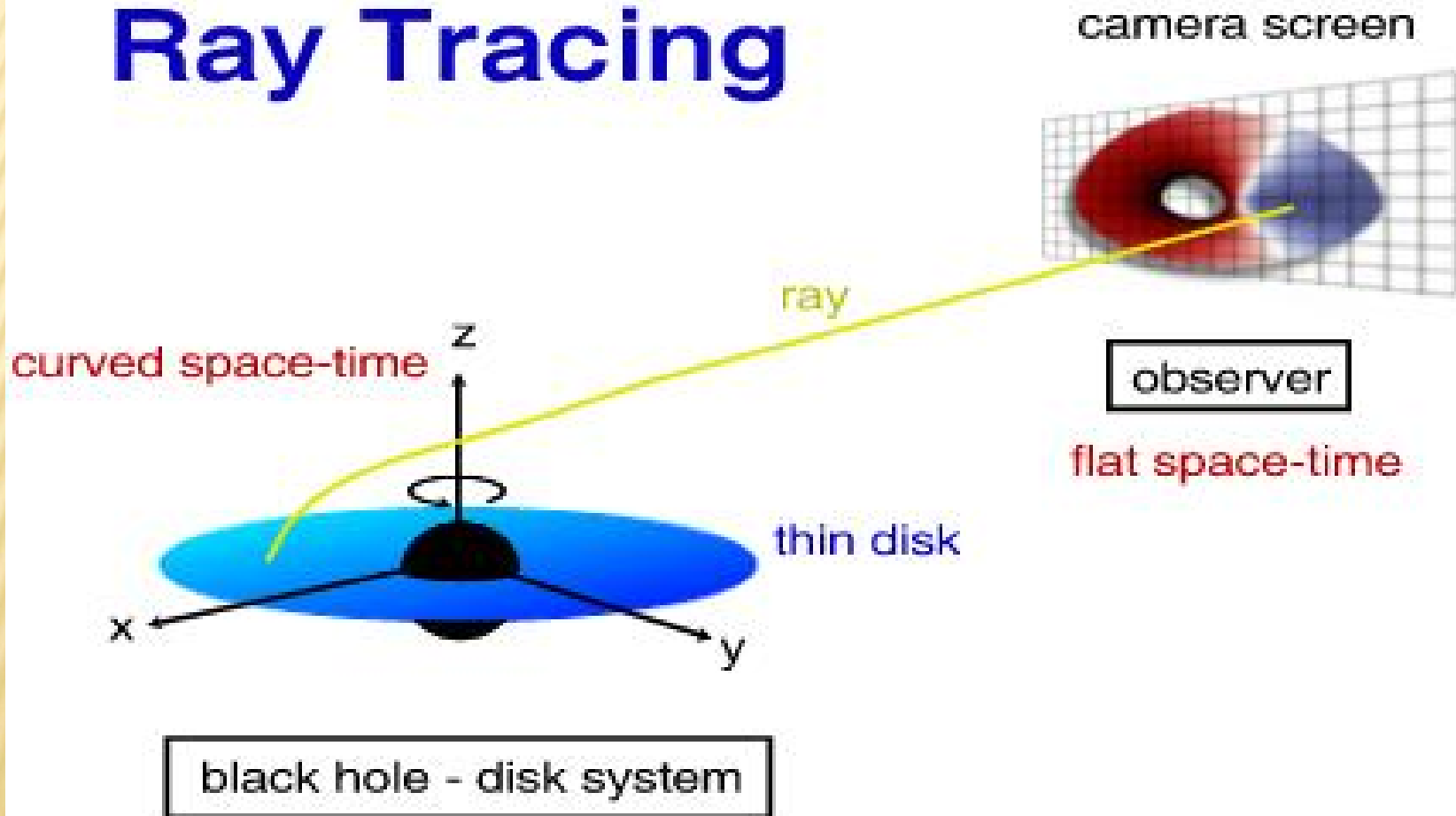
- complex X-ray spectra with a strong “soft excess” below 2 keV and emission line at  $\sim 5$  keV which is followed by a strong absorption line at  $\sim 7$  keV
- Done, C., Sobolewska, M. A., Gierlinski, M., Schurch, N. J., 2007, MNRAS, 374, L15:
- sharp feature at  $\sim 7$  keV results from absorption/scattering/emission of iron K $\alpha$  lines in the wind and in the case of 1H 0707-495 it can be fitted by P Cygni





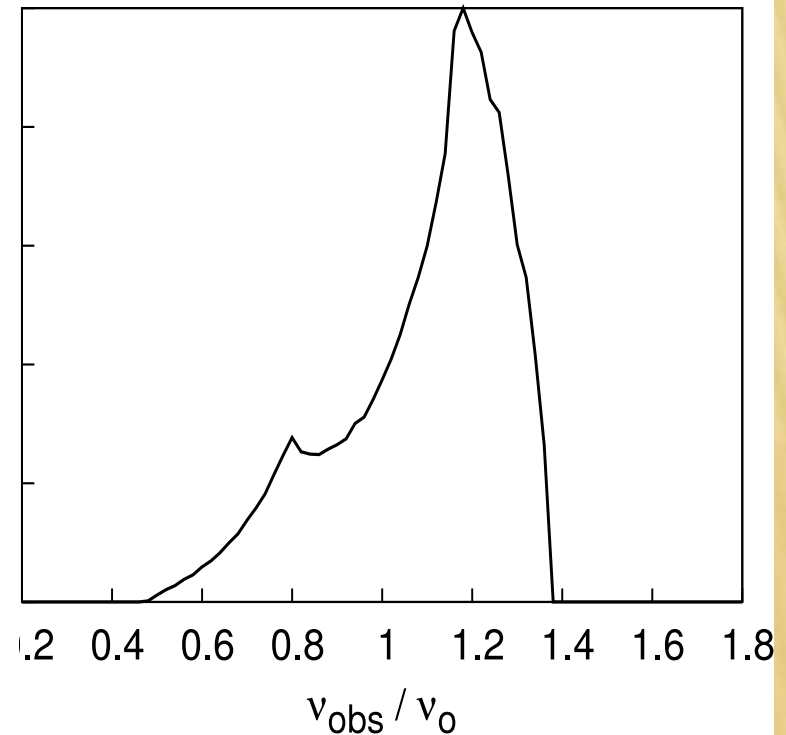
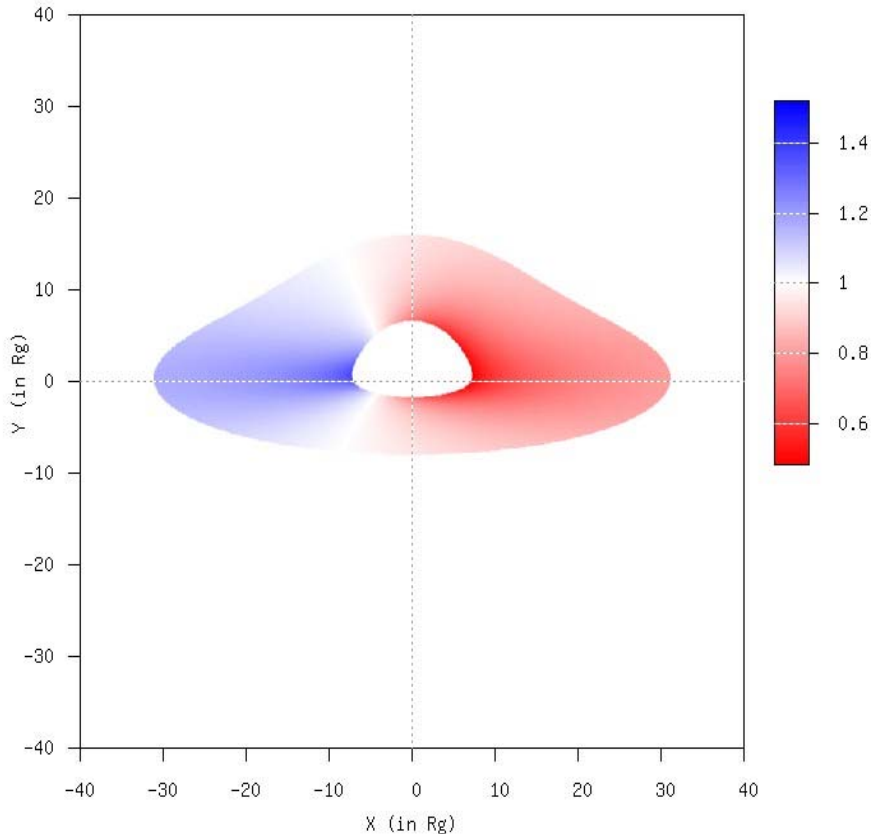
# Numerical simulations of disk emission

## Ray Tracing



# Fe K $\alpha$ line

- broad emission line at 6.4 keV
- asymmetric profile with narrow bright **blue** peak and wide faint **red** peak
- variability of both: line shape and intensity
- line width corresponds to velocity:
  - $v \sim 80000 - 100000$  km/s (MCG-6-30-15)
  - $v \sim 48000$  km/s (MCG-5-23-16)
  - $v \sim 20000 - 30000$  km/s (many other AGN)

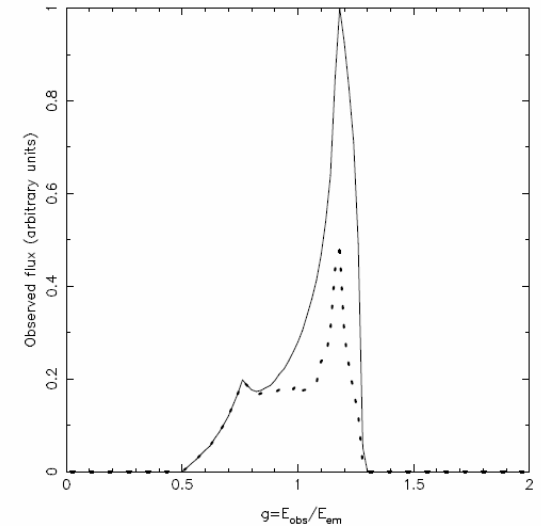
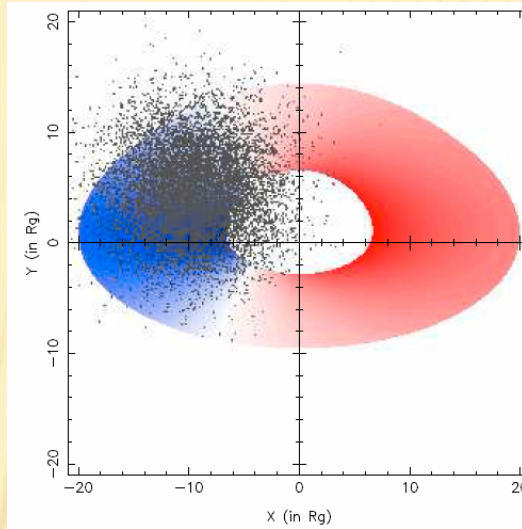


# A model of X-ray absorption region

- absorption region: composed of  $N_A$  individual spherical absorbing clouds with the same small radii  $r_A$

coverage ratio  
of the disk:

$$\mathcal{N} = 100 \cdot \frac{N_{abs}}{N_{em}}$$



PDF of bivariate normal  
distribution:

$$f(X_i, Y_i) = \frac{1}{2\pi\sigma_X\sigma_Y\sqrt{1-\rho^2}} e^{-\frac{z}{2(1-\rho^2)}},$$

$$z = \frac{(X_i - \mu_X)^2}{\sigma_X^2} - 2\rho\frac{(X_i - \mu_X)(Y_i - \mu_Y)}{\sigma_X\sigma_Y} + \frac{(Y_i - \mu_Y)^2}{\sigma_Y^2}$$

absorption coefficient:

$$A(X, Y) = (1 - I_A(X, Y)) \cdot e^{-\left(\frac{g(X, Y) E_0 - E_A}{\sigma_E}\right)^2}$$

# Parameters of accretion disk and absorption region

## × Accretion disk parameters:

- × disk inclination:  $i = 35^\circ$
- × power law emissivity index:  
 $q = -2.5$
- × inner radius of the disk:  
 $R_{in} = R_{ms}$
- × outer radius of the disk:  
 $R_{out} = 20 R_g$

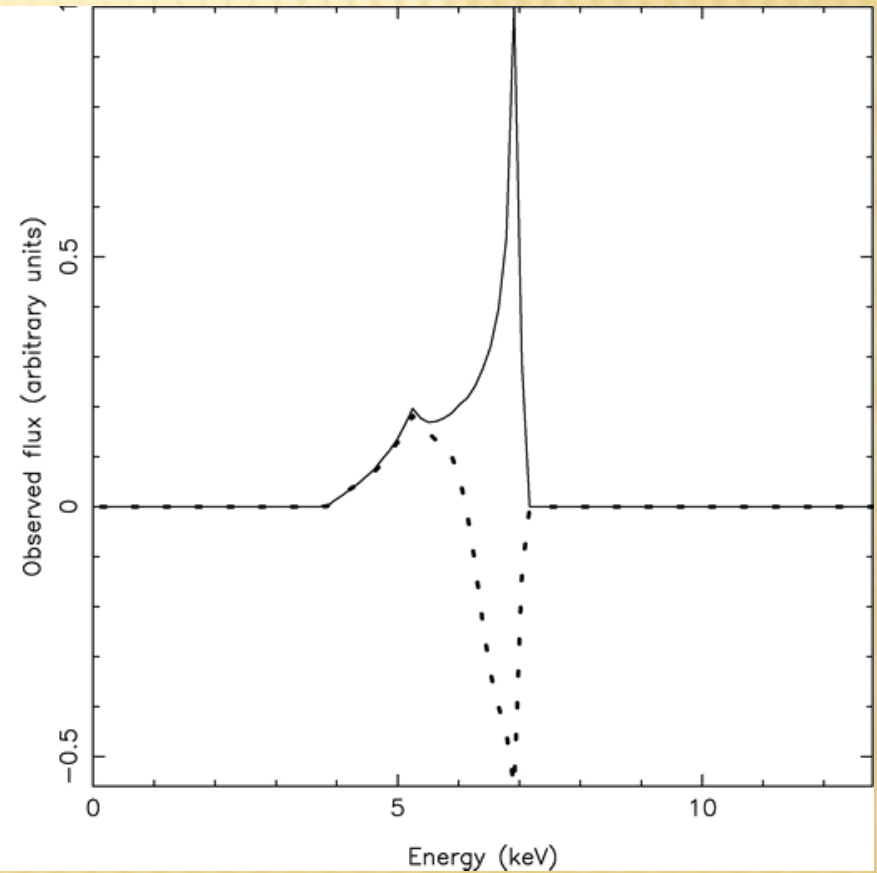
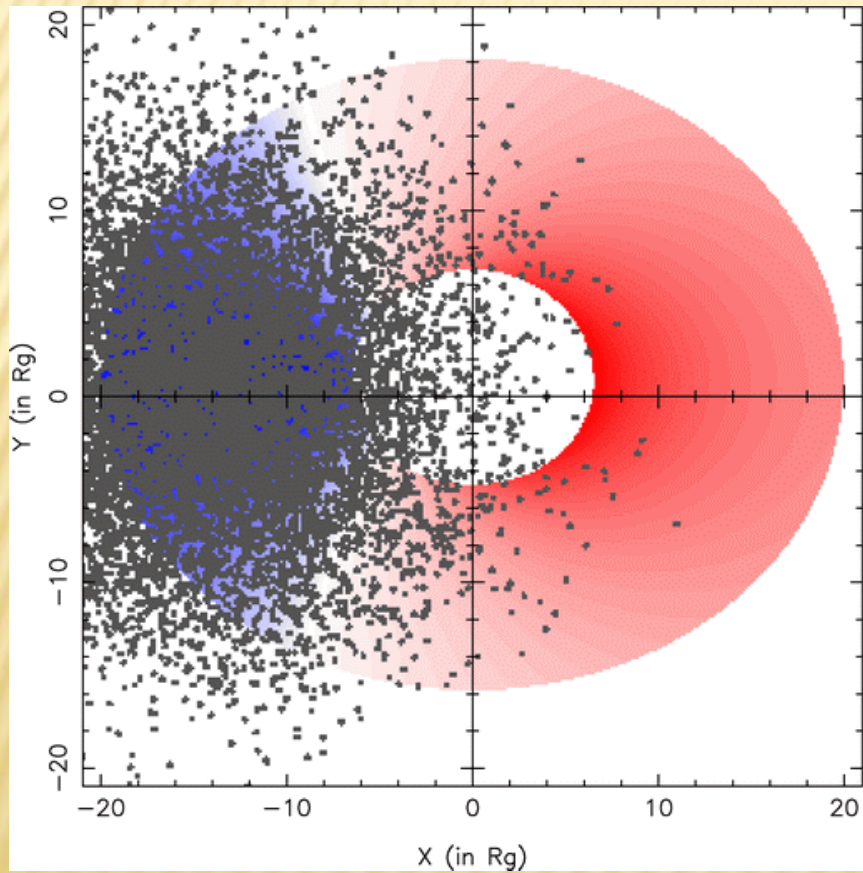
## × Absorption region parameters:

- × number of individual spherical absorbing clouds:  $N_A = 10000, 3000$  and  $1000$
- × radius of an individual spherical absorbing clouds:  $r_A = 0.2 R_g$
- × radius of projection of entire absorption region:  $R_A = 7 R_g$
- × absorption intensity coefficient:  
 $I_A(X, Y) = const$
- × central energy of absorption:  
 $E_A = E_0 = 6.4 \text{ keV}$
- × width of absorption band:  
 $\sigma_E = 0.5 \text{ keV}$

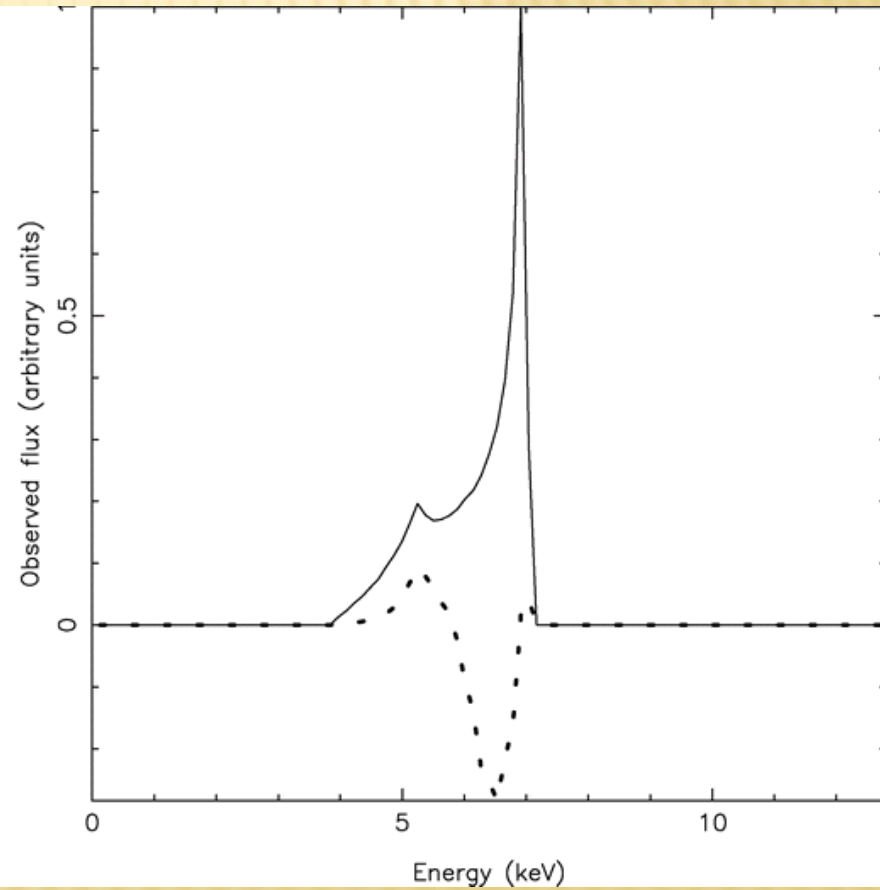
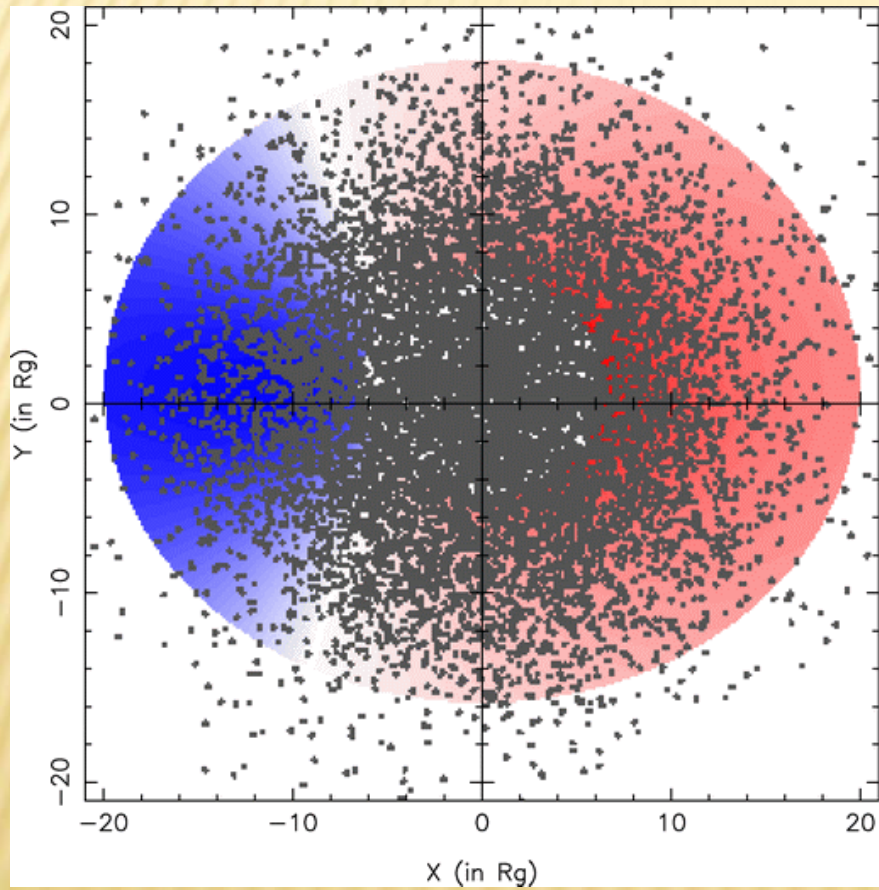


# Results:

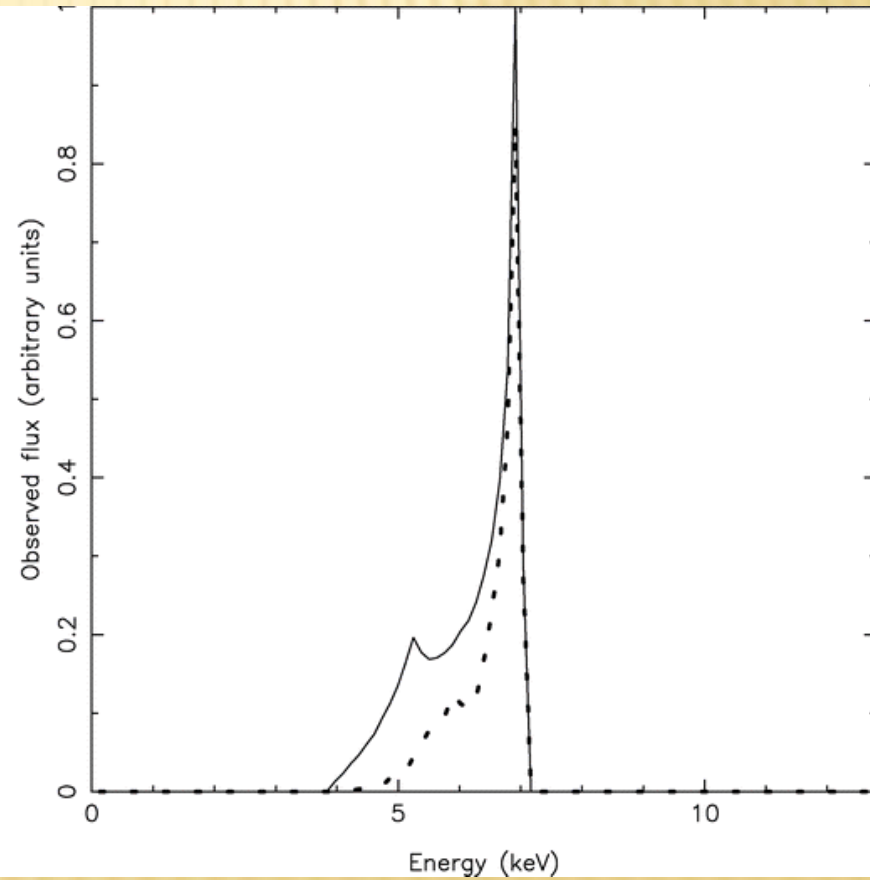
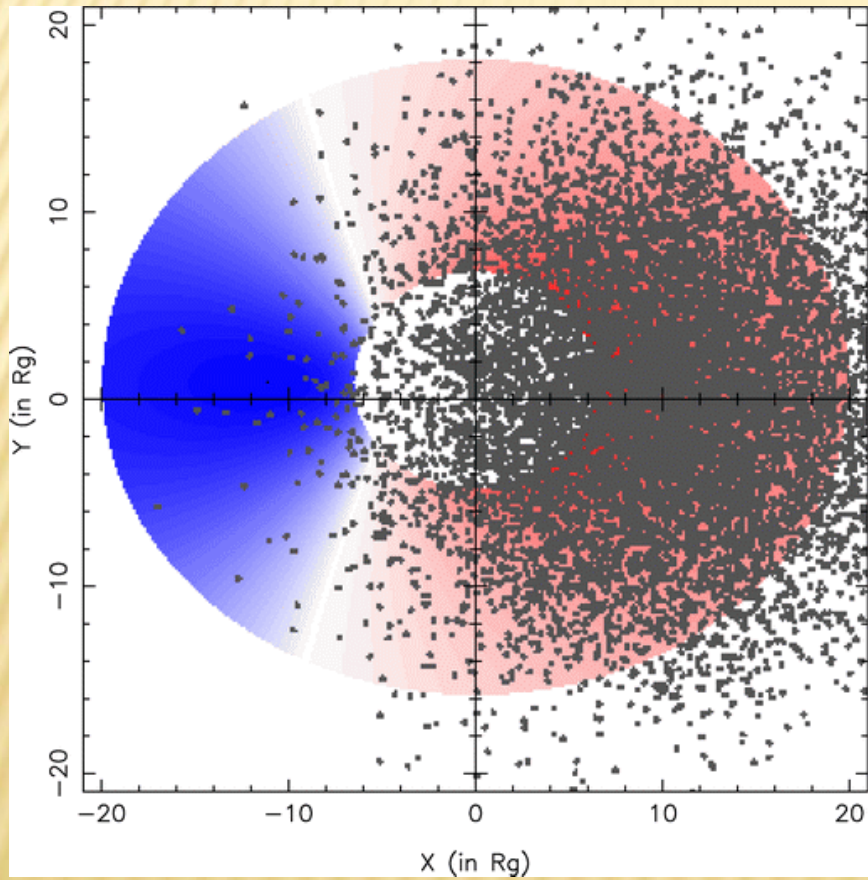
- Case I:  $X_A = -15 R_g$ ,  $Y_A = 0 R_g$



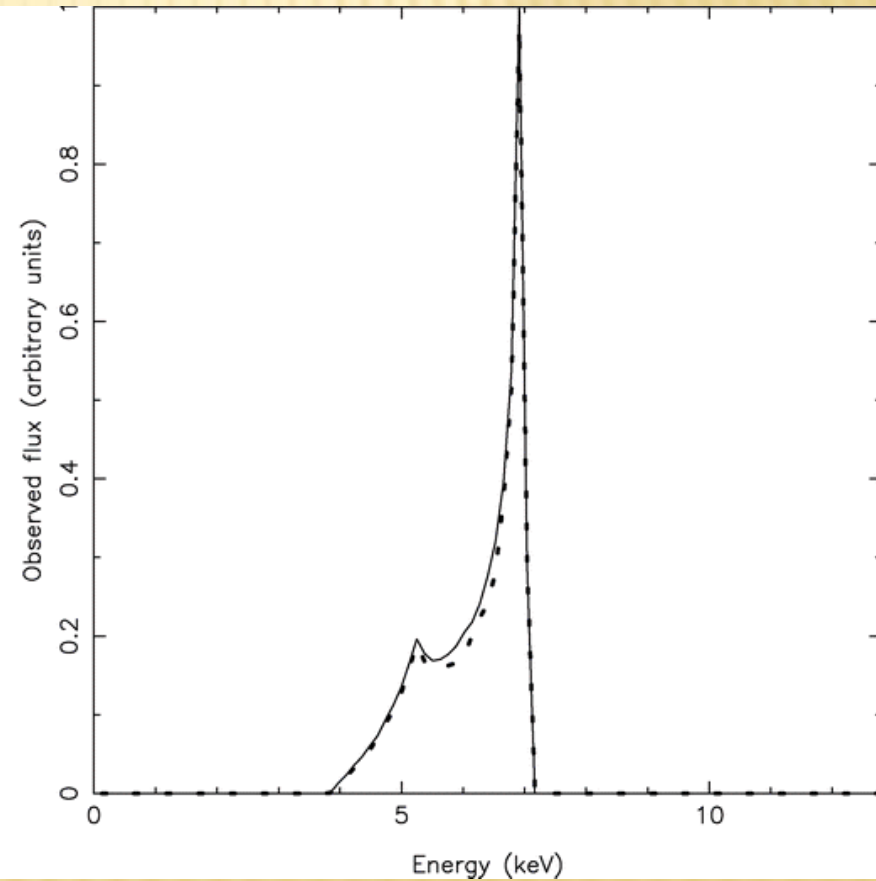
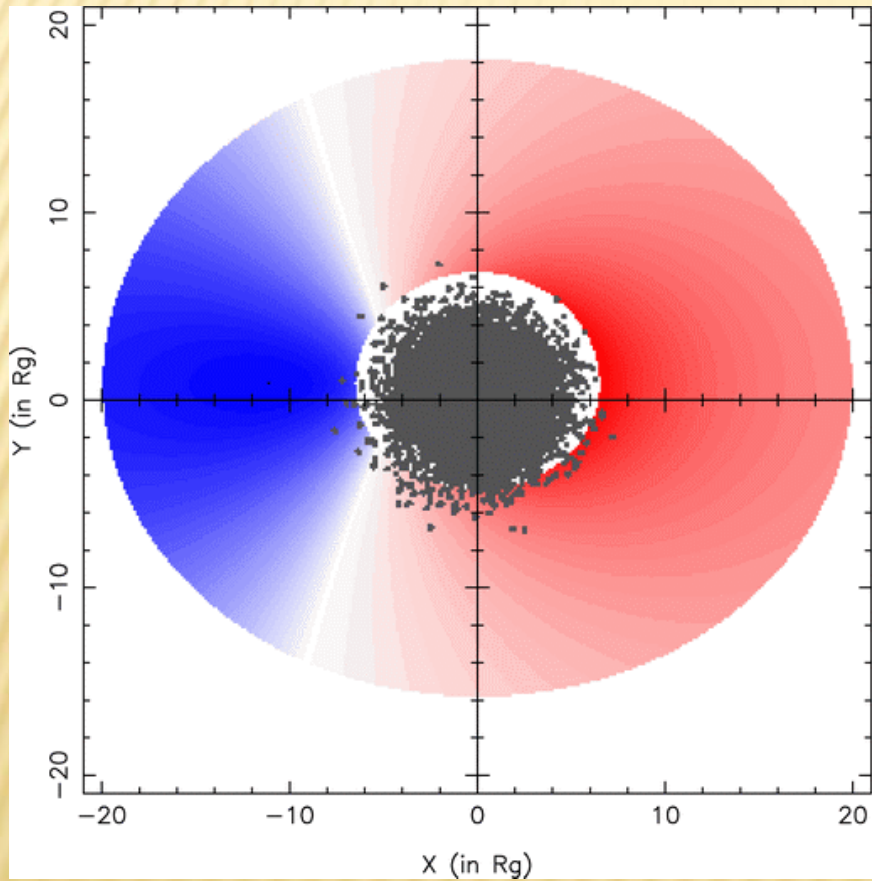
- Case II:  $X_A = 0 R_g$ ,  $Y_A = 0 R_g$



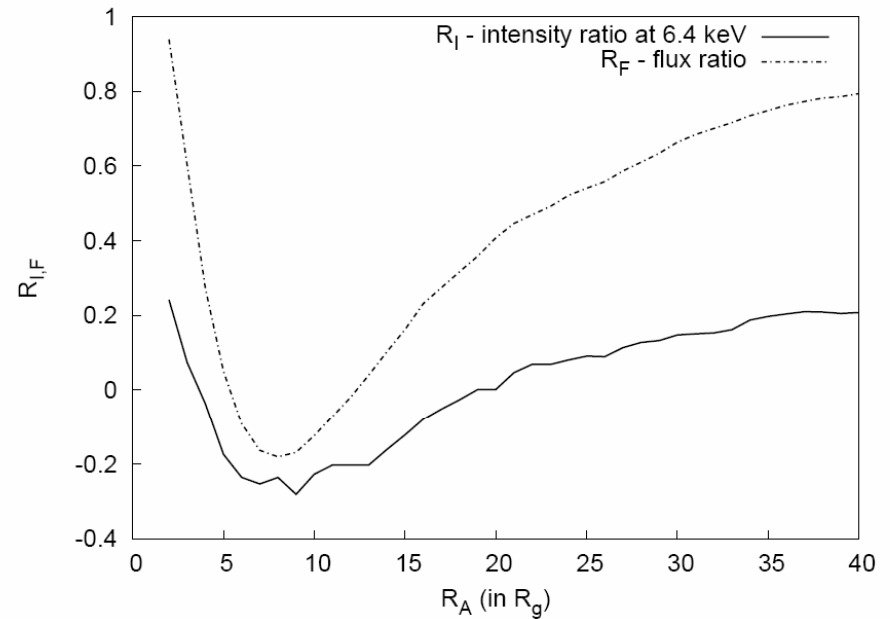
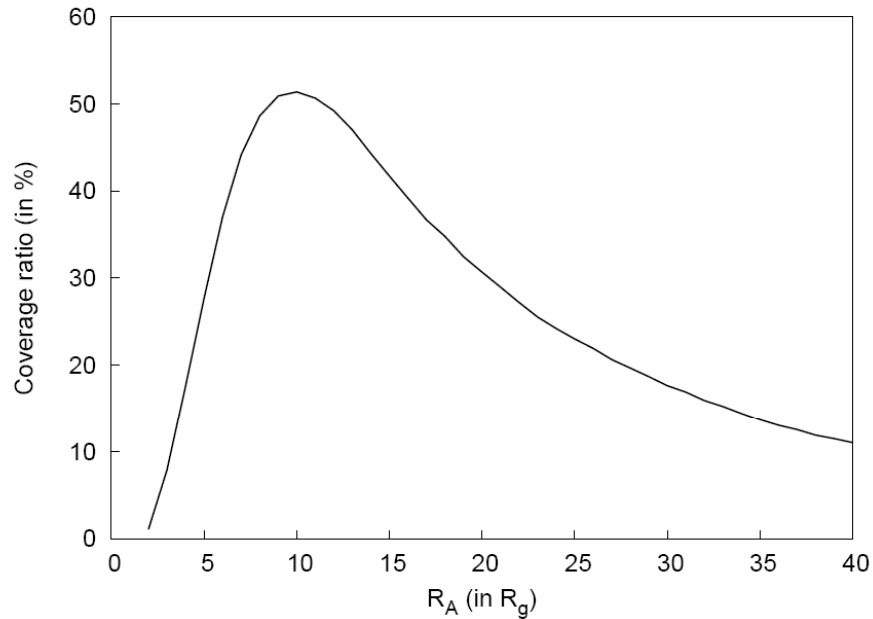
- Case III:  $X_A = 10 R_g$ ,  $Y_A = 0 R_g$



- Case IV:  $X_A = 0 R_g$ ,  $Y_A = 0 R_g$ ,  $R_A = 2 - 40 R_g$







**FIGURE 2.** *Left:* coverage ratio  $\mathcal{N}$  as a function of the radius of projection of entire absorption region  $R_A$  in the case ii) of §4. *Right:* ratio of absorbed line and unabsorbed line intensities at central energy of absorption  $E_A = E_0 = 6.4$  keV (solid line) and ratio of their fluxes (dashed line) as functions of  $R_A$  in the case ii) of §4.

**TABLE 1.** Absorber coverage ratios  $\mathcal{N}$ , fluxes of absorbed line  $F_A$  and ratios  $F_A/F_L$  ( $F_L$  is flux of unabsorbed line) corresponding to the cases described in §4. Intensity of unabsorbed line is normalized to 1 and its flux is  $F_L = 0.68069$ . Fluxes are given in arbitrary units.

$X_A, Y_A$	$N_A$	$\mathcal{N}$ (%)	$F_A$	$F_A/F_L$
-15, 0	10000	32.19	-0.07910	-0.11621
	3000	16.68	0.28611	0.42032
	1000	6.86	0.51818	0.76126
0, 0	10000	44.14	-0.11142	-0.16368
	3000	19.10	0.30133	0.44268
	1000	7.07	0.52949	0.77788
10, 0	10000	38.95	0.40955	0.60167
	3000	19.22	0.56380	0.82828
	1000	7.74	0.63792	0.93717

# Conclusions:

---

- ✘ we have developed a model of X-ray absorption region which can cause changes in the Fe  $K\alpha$  spectral line profile emitted from a relativistic accretion disk of AGN
- ✘ strong absorption of the iron line can occur when a significant part of approaching side of the accretion disk is covered by absorption region
- ✘ P Cygni profile of the Fe  $K\alpha$  line can be reproduced in the case when approaching side of the accretion disk is partially blocked from our view by the X-ray absorbing/obscuring material, while the rest of the disk is less absorbed/obscured and therefore is visible
- ✘ in such cases the emission Fe  $K\alpha$  line looks redshifted at  $\sim 5$  keV and is followed by a strong absorption line at  $\sim 7$  keV

Thank you for attention!